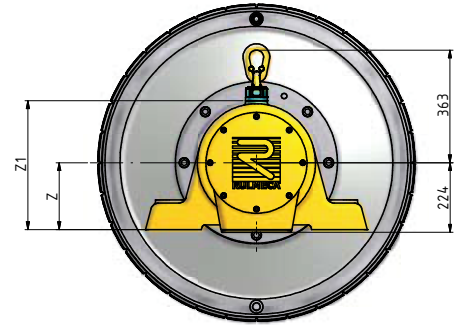
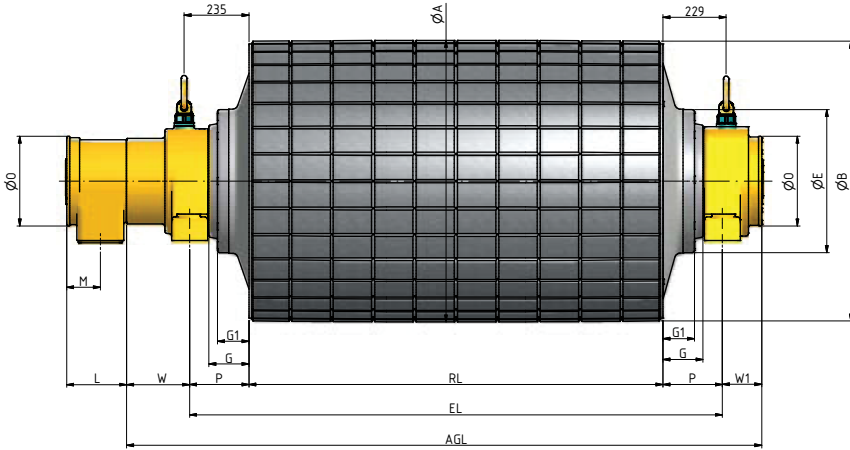


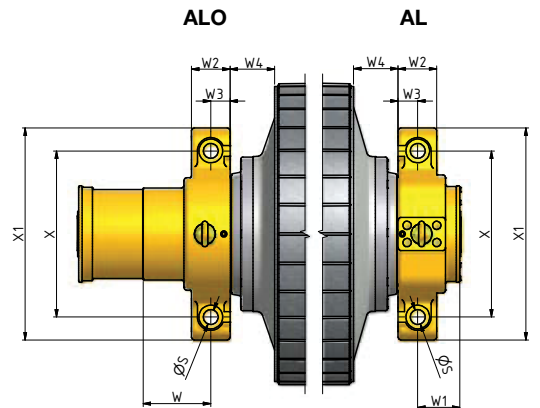


Motorized Pulley 1000 HD, Ø 1000 mm

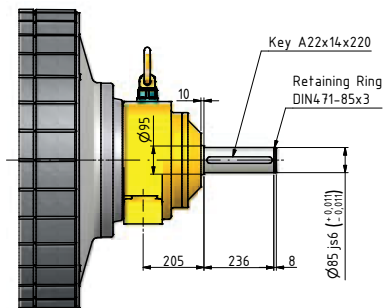


Motorized Pulley Dimension

A	B	D	E	G	G1	L	M	O	P	W	W1	W4
mm	mm	mm	mm	mm	mm	mm	mm	mm	mm	mm	mm	mm
1020	1014	203	520	145	114	218	122	325	215	228	143	150



Standard External Brake Shaft Dimension



Bracket Dimension

Type	S	W2	W3	X	X1	Z	Z1
	mm	mm	mm	mm	mm	mm	mm
AL	50	130	65	560	717	215	150
ALO	50	130	65	560	717	215	150